

Crawford-Sebastian Community Development Council, Inc.

Annual Report for Fiscal Year 2012

October 1, 2011—September 30, 2012



Programs & Accomplishments

Letter from the Chairperson of the Board

Mission Statement

Officers & Committee Members

Board Members

Program Performance in FY 2012

Volunteers & In-Kind Donations

Financial Information for FY 2012

A letter from the Chairperson of the Board

Dear Friends,


In the Fiscal Year that ended September 30, 2012, Crawford-Sebastian Community Development Council met or exceeded many of its goals. For this, Agency Board members and staff are to be congratulated.

Thousands of residents of Crawford and Sebastian counties had their emergency needs met and thousands were helped along the path of independent living.

The outstanding community spirit of our citizens in the two counties was reflected in over 5,400 hours of volunteer work they performed in our programs during the year and the thousands of dollars they donated to our programs.

With the continuation of the American Recovery and Reinvestment Act (ARRA) funding, we are able to serve individuals that otherwise could not receive these services.

Again, my thanks to Board members and staff of C-SCDC for a job well done.



Karen Pearson, Chairperson
C-SCDC Board of Directors

Mission Statement

Mission Statement

Crawford-Sebastian Community Development Council, Inc. is a community action agency whose purpose is to make improvements in the lives of low-income individuals, families and the communities in which they live, so that a greater level of self-sufficient living can be achieved.

2012 Officers & Committee Members

Officers

Karen Pearson	Chairperson
Abigail Taylor Cox	Vice-Chairperson
Patricia Free	Secretary
Tim Hodges	Treasurer

Executive Committee

Karen Pearson, Chair
Abigail Taylor Cox
Patricia Free
Tim Hodges
Van Ferguson
Judge David Hudson

Personnel Committee

Van Ferguson, Chair
Shirley Lee
Gary Baxter

Finance Committee

Tim Hodges, Chair
Elaine Stanfield
Gene Bell

2012 Board of Directors

Low-Income Sector

Ling Ling Moorman
Tricia Hall
Van Ferguson
Paula Riordan
Tim Hodges
Abigail Taylor Cox

Public Sector

Judge David Hudson
Mayor Del Gabbard (Rep: Ginny Wright)
Lt. Colonel Gary Baxter
Judge John Hall (Rep: Elaine Stanfield)
Seb. Co. Sheriff Bill Hollenbeck
State Rep. Tracy Pennartz

Private Sector

Gene Bell
Virginia Waldon
Patricia Free
Michael Shinn
Shirley Lee
Karen Pearson

2012 Program Performance (Homeownership Center)

- 172 Homes were purchased using Homebuyers Assistance funds.
- 65 Minorities purchased homes using Homebuyers Assistance funds.
- 12 Self-Help houses were completed
- 3 Acquisition rehabs were completed.
- 36 Owner occupied rehabs were completed.
- 14 Foreclosures were prevented through Housing Counseling.
- Individual Development Accounts (IDA's)
 - 18 Participants were able to purchase homes.
 - 2 Participants were able to open or expand a small business.
 - 4 Participants were able to pay tuition and purchase books to further their education.
 - 5 Participants were able to make repairs to their homes.
- Homelessness Prevention & Rapid Re-housing Prevention (HPRP)
 - 56 household were prevented from becoming homeless.
 - 80 Homeless families were placed into housing.

Owning a Home strengthens families and causes them to feel a stronger identification with their community

2012 Program Performance (Child Care Food Program)





- 26 Home daycares in 6 counties.
- 9 Daycare Centers.
- Average of 1,189 children receiving nutritious meals and snacks.

When provided nutritious meals and snacks, children are healthier and better able to learn.

2012 Program Performance (Home Energy Assistance Program)


- \$1,115,950.85 was spent on utility assistance.
 - Average payment for Regular Assistance Program was \$135.16.
 - Average payment for the Crisis Assistance Program was \$245.36.
- 6,946 Families were assisted.
 - 5,339 Families were assisted with Regular Assistance.
 - 1,607 Families were assisted with Crisis Assistance.



Low-Income people continually make decisions between food, medicine and energy usage.

2012 Program Performance (Weatherization)

- 30 Homes were weatherized using Regular Department of Energy (DOE) funds.
- 153 Homes were weatherized using American Recovery & Re-Investment Act (ARRA) funds.



Weatherization conserves energy, enables people to be more comfortable in their homes and reduces spending of limited funds on utility bills.

2012 Program Performance (River Valley Regional Food Bank)

- The River Valley Regional Food Bank provided food to 217 participating agencies throughout seven counties who provided it directly to the hungry and undernourished.
- In FY 2012, over 5.3 million pounds of food was provided to the participating agencies.
- Tens of thousands of hungry and undernourished individuals received food from the River Valley Regional Food Bank.



Providing food for the hungry showed the community's compassion and rekindled in thousands hope for the future.

2012 Program Performance (Community Dental Clinic)

- 1,553 Patients were provided basic dental care.
- 119 Patients had their emergency needs alleviated.
- 29 Received dentures or partials.
- 19 Children were treated by a volunteer dentist.
- 1,720 Children were educated on basic care of teeth through the Tooth Fairy Program.
- 46 patients received free prescription drugs.



Virtually all patients were in pain. Many had infections. We helped patients to function normally in their daily lives and, for some, at work.

The Community Dental Clinic turns despair into hope.

2012 Program Performance (Food Pantry)

- 265 Families assisted with food.
- 698 Individuals served within those families.
- 14,658 meals were provided with free commodities and purchase food.



Families destitute for food is a terrible thing.

2012 Volunteers & In-Kind Donations

The ability of C-SCDC to assist low-income persons/families is greatly extended by community volunteers who work in our programs and by in-kind donations to our programs.

- 1,526 persons volunteered in our programs during the year (duplicated).
- 5,676.5 non-professional and professional volunteer hours donated.
- \$9,995,175 was the value of In-Kind donations

The Heart of America is found in its Volunteers and Donations

FY 2012 Financial Information

Crawford-Sebastian Community Development Council, Inc.

Statement of Financial Position as of September 30, 2012

Current Assets

Cash and cash equivalents	\$	511,738
Accounts receivable		
Contracts and grants		283,346
Shared maintenance and other		56,254
Inventory		1,413,385
Prepaid expenses		41,302
Total current assets		2,306,025

Property and Equipment

Construction in progress		6,077
Land and buildings		2,444,479
Furniture, fixtures and equipment		642,465
		3,093,021
Less accumulated depreciation		646,841
Total property and equipment		2,446,180

Total assets **4,752,205**

Current Liabilities

Notes Payable	\$	151,521
Accounts payable		46,207
Accrued compensated absences		62,999
Total current liabilities		260,727

Net Assets

Unrestricted		4,491,478
--------------	--	-----------

Total Liabilities and Net Assets **4,752,205**

Statements of Activities Years End September 30, 2012

Unrestricted Revenue and Support

Federal awards	\$	4,995,160
Grants and contracts		426,364
Charges, fees and other income		592,852
Shared maintenance income		591,490
Donated goods and services		12,281,435
Contributions		244,319
Fundraising		69,981
Rental income		2,625
Interest income		448

Total Unrestricted Revenue and Support **19,204,674**

Expenses

Program services		3,624,554
General and administrative		3,065,290
Fundraising		84,077
Value of in-kind		10,349,093
Total expenses		17,123,014

Increase (Decrease) in Net Assets **2,081,660**

Net Assets, Beginning of the year **2,409,818**

Net Assets, End of the year **4,491,478**